



## CARPET MAINTENANCE SYSTEMS



# SPOTTING EXTRACTORS

The **GVE 370**, with its powerful 1.3 Hp vacuum motor and 2 year warranty, is ideal for spotting, upholstery cleaning and vehicle detailing. With 100" waterlift, 95 CFM of airflow and a 30 PSI pump, **GEORGE** provides excellent water recovery and won't over-wet fabrics. The 1.6 gallon recovery tank comes with a handy carrying handle for dumping.

The **AV4X/AVB4X** are lightweight and easy to transport. Efficiently designed with their adjustable handle height, twist grip solution control, and a 60 PSI pump with quick release spray jet, both have rugged, two-piece, rotationally molded polyethylene tanks that are designed such that the upper and lower tanks detach into two separate units for the ease of emptying. The 1.3 Hp vacuum motor, providing 100" waterlift and 106 CFM of airflow, makes for excellent water recovery, and the squeegee attachment on the vacuum shoe allows for hard floor cleaning.

Additionally, the **AVB 4X** is fitted with a heavy duty cylindrical 600 RPM brush for agitation and superior cleaning results.



**GVE 370 "GEORGE"**



**AVB 4X**



**AV 4X**

## MODEL

## GVE 370

## AVB 4X

## AV 4X

<b>VACUUM MOTOR</b>	1,000W, 1.3 Hp 2 stage	1000W, 1.3 Hp 2 stage	1,000W, 1.3 Hp 2 stage
<b>AIRFLOW</b>	95 cfm	106 cfm	106 cfm
<b>WATERLIFT</b>	100"	100"	100"
<b>PUMP: Pressure</b>	30 psi	60 psi	60 psi
<b>: Power</b>	30W	70W	70W
<b>CAPACITY: Solution</b>	1.6 gal.	4.0 gal.	4.0 gal.
<b>: Recovery</b>	1.6 gal.	4.0 gal.	4.0 gal.
<b>CLEANING WIDTH</b>	4" / 10.5"	4" / 11"	11"
<b>WEIGHT</b>	19 lbs.	46 lbs.	29 lbs.
<b>POWER CORD</b>	42'	33'	33'

# UPHOLSTERY AND CARPET SPOTTING WITH VAPOUR

The **JS 1600C** incorporates **STAINLESS STEEL WELDED BOILERS** ensuring consistent steam pressure. The cleaning power of steam attacks grease, grime, hard water deposits and mold leaving the surface sanitized. The pump is connected to the water reservoir for a constant supply of water and unlimited working capacity.

Operator safety is assured by the many safety features including 12V steam controls, pressure switch, thermostat, high limit thermal shut off and pressure relief valve.

With its consistent and continuous flow of steam the **JS 1600C** is an excellent choice for spotting carpets and upholstery. You simply cannot over-wet fabric and it is safe to use on just about any fabric or surface. It also cleans grouted floors, showers, kitchens and any area where detail cleaning is a challenge. In industrial kitchens it is very effective in all food preparation and processing areas, on stainless steel range hoods and on other equipment. It is also excellent in hotel rooms for spotting draperies, bed spreads, and carpets. It will even kill bed bugs on a hotel mattress.



Jet Steam 1600C



Jet Steam 1600C in CR 40025 cart

## MODEL

### Jet Steam 1600C

BOILER SIZE	1.25 quarts
BOILER CAPACITY	4 quarts
WATER RESERVOIR	4 quarts
HEATING POWER	1,500 W
STEAM PRESSURE	65 psi
STEAM TEMPERATURE	240°F
POWER CORD	8 ft
WEIGHT	12 lbs
TOTAL POWER	1,500 W, 120V



PROFILED RUBBER  
AND CERAMIC

CARPET

VINYL

## REPLACE BONNET CLEANING FROM RESTORATIVE TO INTERIM WITH A LOW MOISTURE SOLUTION

**CLEAN VIRTUALLY ANY FLOOR SURFACE.** Not only carpets, hardwood, and profiled ceramics but grouted tile, rubberized floors – including uneven floors and escalators – are no obstacle for the Duplex.

Simply fill the solution tanks and squeeze the trigger to feed cleaning solution onto the twin counter-rotating brushes that scrub surfaces with aggressive action. Twin conveyors lift the dirt-filled solution from the brushes to a central recovery tank or you can choose to double scrub the area and pick up the water later. The brushes and drive unit are offset, so they work right to the edge of the machine and into difficult areas.

With its **UNIQUE 800,000 BRISTLE DESIGN**, brushes counter-rotating at 780 rpm, the Duplex is a **CARPET CLEANERS DREAM** for both high-traffic restorative cleaning and situations requiring low moisture.

It's virtually impossible to over-wet a carpet using the Duplex and **CARPETS WILL DRY EASILY IN UNDER 30 MINUTES**. It replaces bonnet cleaning as the mainstay in any interim carpet maintenance program. Not only does it do a better job, **IT'S FASTER!**

Brush options include 2 grades of black brushes for aggressive scrubbing. Grey is the standard all-purpose brush and yellow is for sensitive carpet areas.

- EFFICIENT •
- HYGIENIC •
- LESS EFFORT •

### THE HEART OF DUPLEX

At the squeeze of the trigger, dual large capacity clean solution tanks dispense liquid evenly along the full length of both agitator brushes.


Simultaneously, twin conveyors lift the dirt filled solution from the brushes to a central recovery tank. The Duplex system washes,

scrubs and dries all floor surfaces in a single pass, replacing mops, buckets, scrubbers, polishers and carpet extractors with a single compact unit.

All tanks are easily accessible and removable to make filling, emptying and cleaning, simple and easy.







WOOD



NATURAL STONE



SAFETY FLOOR

## DP 340 AND DP 420 HARD FLOOR VERSION



Clean right to the edge of walls



Optional escalator kit for the DP 420



DP 340



DP 420

### MODEL

### DP 340

### DP 420

<b>CLEANING PATH</b>	11"	14"
<b>SOLUTION TANK</b>	1.1 gal.	1.6 gal.
<b>RECOVERY TANK</b>	0.75 gal.	1 gal.
<b>BRUSH SPEED</b>	780 rpm	780 rpm
<b>BRUSH PRESSURE (max)</b>	48 lbs.	57 lbs.
<b>BRUSH MOTOR</b>	1000W / 1.3 Hp	1000W / 1.3 Hp
<b>POWER CORD</b>	35 ft.	35 ft.
<b>WEIGHT</b>	48 lbs.	57 lbs.

# BOX EXTRACTORS

Our Tempest series box extractors are lightweight machines and easy to transport. Constructed with rugged rotationally molded polyethylene, the upper and lower tanks detach into two separate units. Their powerful **2 HP VACUUM MOTORS** (with 2 year warranty) provide excellent water recovery, **120" WATERLIFT** and **106 CFM** of airflow.

## Tempest 8X

At only **49 LBS.**, the **TP 8X** is light and easy to transport yet has all the power of a full size extractor.

With its **130 PSI PUMP** and **20' VACUUM** and solution hoses, the **TP 8X** is ready to tackle even the largest of jobs.

## Tempest 4X

This compact but powerful unit features a **60 PSI** pump, an easy to clean recovery tank and comes with an **8' SOLUTION/ VACUUM HOSE** plus a hand tool. An optional extraction wand is also available.



TP 8X



TP 4X

Shown with optional cart

# TEMPEST®

### MODEL

### TP 8X

### TP 4X

<b>VACUUM MOTOR</b>	1,500W, 2Hp 2 stage	1,500W, 2 Hp 2 stage
<b>AIRFLOW</b>	106 cfm	106 cfm
<b>WATERLIFT</b>	120"	120"
<b>PUMP: Type</b>	diaphragm with bypass	solenoid
<b>PUMP: Pressure</b>	130 psi	60 psi
<b>PUMP: Flow</b>	1.2 gpm	0.4 gpm
<b>PUMP: Power</b>	100W	70W
<b>CAPACITY: solution</b>	8 gal.	4 gal.
<b>CAPACITY: recovery</b>	8 gal.	4 gal.
<b>WEIGHT</b>	49 lbs.	27 lbs.
<b>POWER CORD</b>	33'	33'

# BOX EXTRACTORS

Both the **TP 18SX** and **TP 18DX** are premium extractors featuring a **130 PSI DIAPHRAGM PUMP** with a bypass providing **1.2 GPM** of flow. Even the biggest commercial jobs can be tackled with their large **18 GALLON TANKS**.

The SX model has a powerful **1.8 HP 3 STAGE** vacuum motor that provides **135" WATERLIFT** and **95 CFM** of airflow.

The DX ups the ante with its **2.6 HP ( 2 X 1.3 HP)** 2 stage vacuum motors, providing **100" WATER-LIFT** and **212 CFM** of airflow. Both units come complete with a **20' SOLUTION/VACUUM HOSE** and a **3 JET WAND**.



**TP 18SX**

Shown with optional  
**SMART KIT**

MACCABE SOLUTIONS  
7

# TEMPEST®

## MODEL

## TP 18SX

## TP 18DX

<b>VACUUM MOTOR</b>	1,400W, 1.8 Hp 3 stage	2-1,000W, 1.3 Hp 2 stage
<b>AIRFLOW</b>	95 cfm	212 cfm (max.)
<b>WATERLIFT</b>	135"	100"
<b>PUMP: Type</b>	diaphragm with bypass	diaphragm with bypass
<b>PUMP: Pressure</b>	130 psi	130 psi
<b>PUMP: Power</b>	100W	100W
<b>PUMP: Flow</b>	1.2 gpm	1.2 gpm
<b>CAPACITY: Solution</b>	18 gal.	18 gal.
<b>CAPACITY: Recovery</b>	18 gal.	18 gal.
<b>WEIGHT</b>	92 lbs.	95 lbs.
<b>POWER CORD</b>	33'	33'



# TEMPEST® HIGH PRESSURE

For the professional carpet cleaner, the **TP 18SX-HP** is a premium extractor featuring a **400 PSI PISTON PUMP** with a bypass providing 1.25 gpm of flow. Even the biggest commercial jobs can be tackled with its **LARGE 18 GALLON TANKS**.

All chemical is injected downstream of the pump so only water flows through the valves and pump preventing chemicals from clogging the system.

The **TP18 SX-HP'S** 1.8 Hp 3 stage vacuum motor provides **135" WATERLIFT** and **95 CFM OF AIRFLOW**, ensuring excellent soil recovery and faster drying times.

The on-board storage of hoses and wand plus detachable tanks provide easy transport from job to job.

Comes complete with a 20' solution/ vacuum hose and a 3 jet wand uniquely designed to provide good suction and water recovery at any angle.

8  
NACE CARE SOLUTIONS



**TP 18SX-HP**

Standard with  
**SMART KIT**



**HT 1800 HEATER**

## Optional Heater

Available for **TP 8X, TP 18SX, TP 18SX-HP, TP 18DX, AV 12QX, AV 18AX AND AV 18SX** models, the **HT 1800 IN-LINE HEATER** conveniently mounts to the rear part of the machine. The heating element has an operating and hi-limit thermostat for safety. Water can be heated in-line; however, higher temperatures can be achieved with the pre-heating function.

## MODEL

## TP 18SX-HP

<b>VACUUM MOTOR</b>	1,400 W, 1.8 Hp 3 stage
<b>AIRFLOW</b>	95 cfm
<b>WATERLIFT</b>	135"
<b>PUMP: Type</b>	dual piston with bypass
<b>PUMP: Pressure</b>	400 psi
<b>PUMP: Power</b>	180 W, 0.25 Hp
<b>PUMP: Flow</b>	1.25 gpm
<b>CAPACITY: Solution</b>	18 gal.
<b>CAPACITY: Recovery</b>	18 gal.
<b>WEIGHT</b>	95 lbs.
<b>POWER CORD</b>	33'

## MODEL

## HT 1800

<b>POWER</b>	1,800 W		
<b>VOLTAGE</b>	120V, 50/60Hz		
<b>POWER CORD</b>	50'		
<b>DIMENSIONS: l / w / h</b>	4.3" / 6.3" / 13.3"		
<b>WEIGHT</b>	14 lbs.		
<b>TEMPERATURE</b>	160° F max.		
<b>PRE-HEATING</b>	8 gal.	12 gal.	18 gal.
15° F Increase	7 min.	10 min.	15 min.
<b>IN-LINE HEATING</b>	<b>Hand tool</b>	<b>3-jet wand</b>	
Temp	114° F	100° F	50% flow
	76° F	66° F	75% flow
	57° F	50° F	100% flow



# AVR 18AX RIDE-ON EXTRACTOR

With **18 GALLON TANKS** and a 2 hour run time, the AVR 18 is sure to meet your carpet cleaning needs.

For interim maintenance the unit sprays NaceCare's industry leading encapsulant chemical "Just for Carpet" directly on to the brush where it is worked into the carpet encapsulating soil and drying to a powder. Once the carpet dries you simply vacuum up the dirt.

For heavier soiled areas and restorative cleaning, once again we spray "JFC" directly on to the brush working it into the carpet however this is now followed up by a 130 PSI hot water extraction.

Under both systems the chemical is automatically metered through the integrated SMART-KIT system so no mixing is required and the dilution is always correct.

The **DUAL 850W VACUUM MOTORS** provide 180 cfm of airflow and 100" waterlift for excellent water recovery and faster drying times.

The platform and tank design ensure the operator has an **EXCELLENT LINE OF SIGHT** during operation for safety and reduced operator fatigue.

**DUAL 1000 RPM BRUSH MOTORS** ensure excellent agitation and the brush pressure is fully adjustable for different types of carpet.



## MODEL

## AVR 18AX

<b>VACUUM MOTOR</b>	2 - 850W, 3 stage
<b>AIRFLOW</b>	180 cfm
<b>WATERLIFT</b>	100"
<b>BRUSH MOTOR</b>	2 - 150W
<b>BRUSH SPEED:</b>	1000 rpm
<b>TRACTION MOTOR:</b>	300W
<b>TRACTION SPEED:</b>	0 - 1.8mph
<b>BATTERIES:</b>	6 - 12V 75ah
<b>RUN TIME:</b> Deep Extraction	2 hours
Encapsulation Mode	5 Hours
<b>CLEANING WIDTH</b>	28"
<b>WEIGHT</b>	617 lbs.
<b>PUMP TYPE</b>	diaphragm with bypass

<b>PUMP:</b> Power	100W
<b>PUMP:</b> Pressure	130 psi
<b>PUMP:</b> Flow	0 - 1 gpm
<b>CAPACITY:</b> Solution	18 gal.
<b>CAPACITY:</b> Recovery	18 gal.
<b>WORKING CAPACITY:</b>	5,172 sq. ft./hr.

# SELF-CONTAINED EXTRACTORS

The large **18 GALLON TANKS** of the **AVENGER 18AX** enable it to tackle even the biggest commercial jobs and the **3/4 HP DRIVE MOTOR** is a big asset in large areas. Other key features include its easy access removable spray bar with twist-off jets and forward motion design with drive.

Built tough with rugged, rotationally molded polyethylene, the powerful 1.8 Hp stage vacuum motor provides **135" WATERLIFT** and **95 CFM** of airflow. A **130 PSI DIAPHRAGM PUMP** with bypass provides variable flow up to 1.2 gpm. That variable flow rate, coupled with adjustable vacuum shoe and brush pressure, allows it to be used for both interim maintenance and restorative cleaning.

The AV **18AX**'s efficient forward motion allows upwards of **4,000 SQ.FT./HOUR TO BE CLEANED - THREE TIMES THE RATE OF PULL BACK SELF-CONTAINED UNITS**. And the lock down vacuum shoe ensures consistent pressure on the carpet at all times.



AV 18AX

## MODEL

## AV 18AX

<b>VACUUM MOTOR</b>	3 stage, 1.8 Hp
<b>AIRFLOW</b>	95 cfm
<b>WATERLIFT</b>	135"
<b>BRUSH MOTOR</b>	1.1 Hp
<b>BRUSH SPEED</b>	600 rpm
<b>DRIVE MOTOR</b>	0.75 Hp
<b>CLEANING WIDTH</b>	20"
<b>PUMP TYPE</b>	diaphragm with bypass
<b>WEIGHT</b>	143 lbs.
<b>POWER CORD</b>	50'

<b>CAPACITY:</b> Solution	18 gal.
<b>CAPACITY:</b> Recovery	18 gal.
<b>PUMP:</b> Power	100 W
<b>PUMP:</b> Pressure	130 psi
<b>PUMP:</b> Flow	0 - 1.2 gpm

# SELF-CONTAINED EXTRACTORS

The **LARGE 18 GALLON TANKS** of the **AV 18SX** enable it to tackle even the biggest commercial jobs. The upper and lower tanks detach into two separate units, making it **EASY TO TRANSPORT**.

Our spring loaded vacuum shoe is adjustable and delivers consistent pressure for different carpet thicknesses and is designed to ensure pickup on uneven floors and in turns. For hard floors, the vacuum shoe is easily substituted with an optional squeegee. Also included is an easy-access removable spray bar with twist-off jets.

At upwards of **4,000 SQ.FT./HOUR** of cleaning, that's nearly **THREE TIMES THE RATE OF STANDARD PULL-BACK EXTRACTORS** with less operator fatigue.



AV 18SX

The powerful **1.8 HP, 3 STAGE** vacuum motor has been specially treated to prevent rust and provides **135" OF WATERLIFT** and **95 CFM** of airflow. A long-life **130 PSI** diaphragm pump with bypass provides variable flow up to 1.2 gpm.

The optional **SMART KIT** injects chemical downstream of the pump so only water flows through the valves and pump preventing chemicals from clogging the system.

Optional features include the **SMART KIT, HARD FLOOR SQUEEGEE** and **HT1800 INLINE HEATER**.

## MODEL

## AV 18SX

<b>VACUUM MOTOR</b>	1400W, 1.8 Hp, 3 stage
<b>AIRFLOW</b>	95 cfm
<b>WATERLIFT</b>	135"
<b>BRUSH MOTOR</b>	100W
<b>BRUSH SPEED</b>	600 rpm
<b>CLEANING WIDTH</b>	20"
<b>WEIGHT</b>	140 lbs.
<b>PUMP TYPE</b>	diaphragm with bypass

<b>PUMP: Power</b>	100W
<b>PUMP: Pressure</b>	130 psi
<b>PUMP: Flow</b>	0 - 1.2 gpm
<b>CAPACITY: Solution</b>	18 gal.
<b>CAPACITY: Recovery</b>	18 gal.
<b>POWER CORD</b>	50'



# QUIET SELF-CONTAINED EXTRACTORS

Running under **60 DB(A)** the **AV 12QX** is an excellent for any 24 hour facility, especially the **HOSPITALITY** and **HEALTHCARE** industries. These quiet machines are constructed with rugged, rotationally molded polyethylene and feature a **130 PSI** diaphragm pump with bypass providing **1.2 GPM** of flow. The AV12QX boasts a powerful **1.8 HP - 3 STAGE** vacuum motor providing **135" WATERLIFT** and **95 CFM** of airflow. The upper and lower tanks detach into two separate units, making the AV12QX lightweight and **EASY TO TRANSPORT**.

The variable flow rate, coupled with adjustable brush pressure, allows it to be used for both interim maintenance and restorative cleaning at a rate of **4,000 SQ.FT./HOUR** - twice the rate of pull back self-contained units.



**AV 12QX**  
Shown with optional  
SMART KIT

Optional hard floor squeegee for model **AV 12QX**.

Simply remove the carpet shoe, fit the squeegee attachment and lower the brush housing to the lowest position to enable cleaning of your hard floor surfaces.



## MODEL

## AV 12QX

<b>VACUUM MOTOR</b>	1,400W, 1.8 Hp, 3 stage
<b>AIRFLOW</b>	95 cfm
<b>WATERLIFT</b>	135"
<b>BRUSH MOTOR</b>	100 W, 0.13 Hp
<b>BRUSH SPEED</b>	600 rpm
<b>CLEANING WIDTH</b>	20"
<b>PUMP TYPE</b>	diaphragm with bypass
<b>WEIGHT</b>	121 lbs.
<b>POWER CORD</b>	50'

<b>PUMP:</b> Power	100W
<b>PUMP:</b> Pressure	130 psi
<b>PUMP:</b> Flow	0 - 1.2 gpm
<b>CAPACITY:</b> Solution	12 gal.
<b>CAPACITY:</b> Recovery	12 gal.

# PULL BACK EXTRACTOR

With a sound level of only **60 DBA** the **AVB 9X** can be used in even the most sensitive areas. The recovery tank can be removed so transporting the machine is never a problem.

The **AVB 9X** is well balanced and easy to use and **THE 16" BRUSH** ensures it can handle the toughest of jobs.

The **HIGH WATERLIFT** motor provides excellent water recovery. In most cases, carpets can dry in approximately 1 hour.

The **FLOAT SHUT-OFF** ensures water never reaches the vacuum motor and the **5 JET SPRAY BAR** ensures a consistent spray pattern with no streaking.

Brush pressure is fully adjustable for different types of carpet and the powerful brush motor provides excellent agitation.

The water flow rate is variable, allowing for low moisture or full restoration cleaning.

The **AVB 9X** truly is the market leader in pull back extractors.



NAECAR SOLUTIONS  
13

## MODEL

## AVB 9X

<b>VACUUM MOTOR</b>	1,400W, 1.8 Hp, 3 stage
<b>AIRFLOW</b>	95 cfm
<b>WATERLIFT</b>	135"
<b>BRUSH MOTOR</b>	90W, 1.3 Hp
<b>BRUSH SPEED:</b>	600 rpm
<b>CLEANING WIDTH</b>	16"
<b>PUMP TYPE</b>	diaphragm with bypass
<b>WEIGHT</b>	95 lbs.
<b>POWER CORD</b>	50'
<b>SOUND LEVEL</b>	60 dB(A)

<b>PUMP: Power</b>	100W
<b>PUMP: Pressure</b>	130 psi
<b>PUMP: Flow</b>	0 - 1.2 gpm
<b>CAPACITY: Solution</b>	9 gal.
<b>CAPACITY: Recovery</b>	9 gal.

# PRE-SPRAY/ LOW MOISTURE SYSTEM

## PRE-SPRAY SMART KIT

The **SMART KIT** is an option for the **TP8, TP18 SX/DX, AV 12QX, AV 18 SX/AX** and is standard on the **TP18 SX-HP**. For the same reason we allow stripper dwell time prior to scrubbing and don't dispense it through the scrubber, pre-spraying is critical in ensuring effective carpet cleaning. The **SMART KIT** uses the extractor pump to dispense an onboard chemical through a 33' pre-spray hose.

### ADVANTAGES:

- One person can do the job of two while easily ensuring enough pre-spray is applied at all times. With other systems, you require a second person to pre-spray in order to ensure your machine is not sitting dormant half the time while you either fill the sprayer or apply the spray.
- 12 or 18 gallon solution tanks ensure ample pre-spray and cleaning solution is available.
- Ensures a consistent and correct dilution at all times with constant flow and no pumping.
- More powerful than any other system which means you can apply pre-treat far more quickly.
- Can spray for 30 minutes (**AV12QX**) or 45 minutes (**AV18, TP18**) before re-filling. An electric sprayer needs to be refilled every 5-7 minutes.



Pre-spraying with our **SMART KIT**

## LOW MOISTURE CLEANING

The **SMART KIT** does it all, even Low Moisture Cleaning.

By simply turning the knob to the "Low Moisture" setting the flow of water is reduced from the 1 gpm used in restorative cleaning to 0.2 gpm.

Everything else remains the same except for two things;

The carpet dries in under 60 minutes

You can clean forever on one tank of water - 60 minutes on an AV 12 and 90 minutes on an AV 18

Its that simple.

Think of all the cleaning at over 4,000 ft. / hr you can do on a single tank!



**AV12QX with SMART KIT**



# JUST FOR CARPETS, JUST FOR SPOTS & JUST FOR GREASE

- **DOESN'T RE-SOIL** your carpets like other products
- dries to an **EASILY-VACUUMED POWDER**
- allows your carpet to **DRY FASTER**

The **#1 BENEFIT** of **JUST FOR CARPETS, JUST FOR SPOTS** and **JUST FOR GREASE** is that they don't promote resoiling in your carpets like other products you may be using.

Many of the spots and stains we see on carpets today aren't actually stains. They are the residue left behind from stains that have been removed that re-soil quickly and look like the stain has wicked back. However, the thing to remember in commercial carpet cleaning is that **HEAVY SOILING IN TRAFFIC LANE AREAS IS THE ISSUE, NOT STAINS FROM SPILLS SUCH AS WINE AND SOFT DRINKS – WHICH ARE REALLY HOUSEHOLD PROBLEMS** and are not that relevant in the commercial world. Up to now, aggressive rinsing after thorough cleaning has been the only solution.

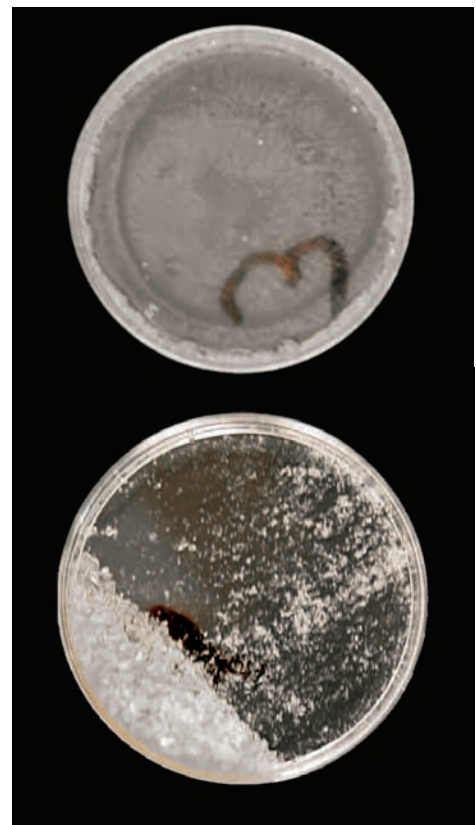
**JUST FOR CARPETS** is a **TRUE 3RD GENERATION ENCAPSULANT**. It uses dehydration phase cleaning which means soils and chemical residues (other products in the carpet) are dehydrated into a powder and can be easily vacuumed up.

**1ST GENERATION ACRYLIC CO-POLYMERS** (floor finish) added to the product dry hard and can change the texture of your carpet and possibly fill the dye sites, locking soil into your carpet.

**2ND GENERATION FLUOROCARBONS** (Teflon), used in carpet protectors, don't prevent re-soiling because the dilution is so low. They are also hygroscopic, meaning they actually attract moisture from the air which prolongs drying time tremendously, making them a poor choice for low moisture cleaning.

Because low moisture cleaning requires pre-spraying to do an effective job yet uses so much less water than a full restorative extraction cleaning, chemical residues are left behind in far greater abundance.

**TAKE THE NACECARE CHALLENGE:** See what your chemical looks like when it dries by pouring it into a petri dish and letting it dehydrate. Is the residue a powdery substance like **JUST FOR CARPETS** or is it sticky? Has it adhered to the dish? If it's sticky, resoiling will occur. If it's stuck to the dish any soil is permanently locked in and chances are the dye sites are filled. **OR** clean a test area of carpet with **JUST FOR CARPETS** versus another product and see which area re-soils first.



**TOP:** 1st Generation Acrylic Polymer  
**BOTTOM:** NaceCare **JUST FOR CARPETS**

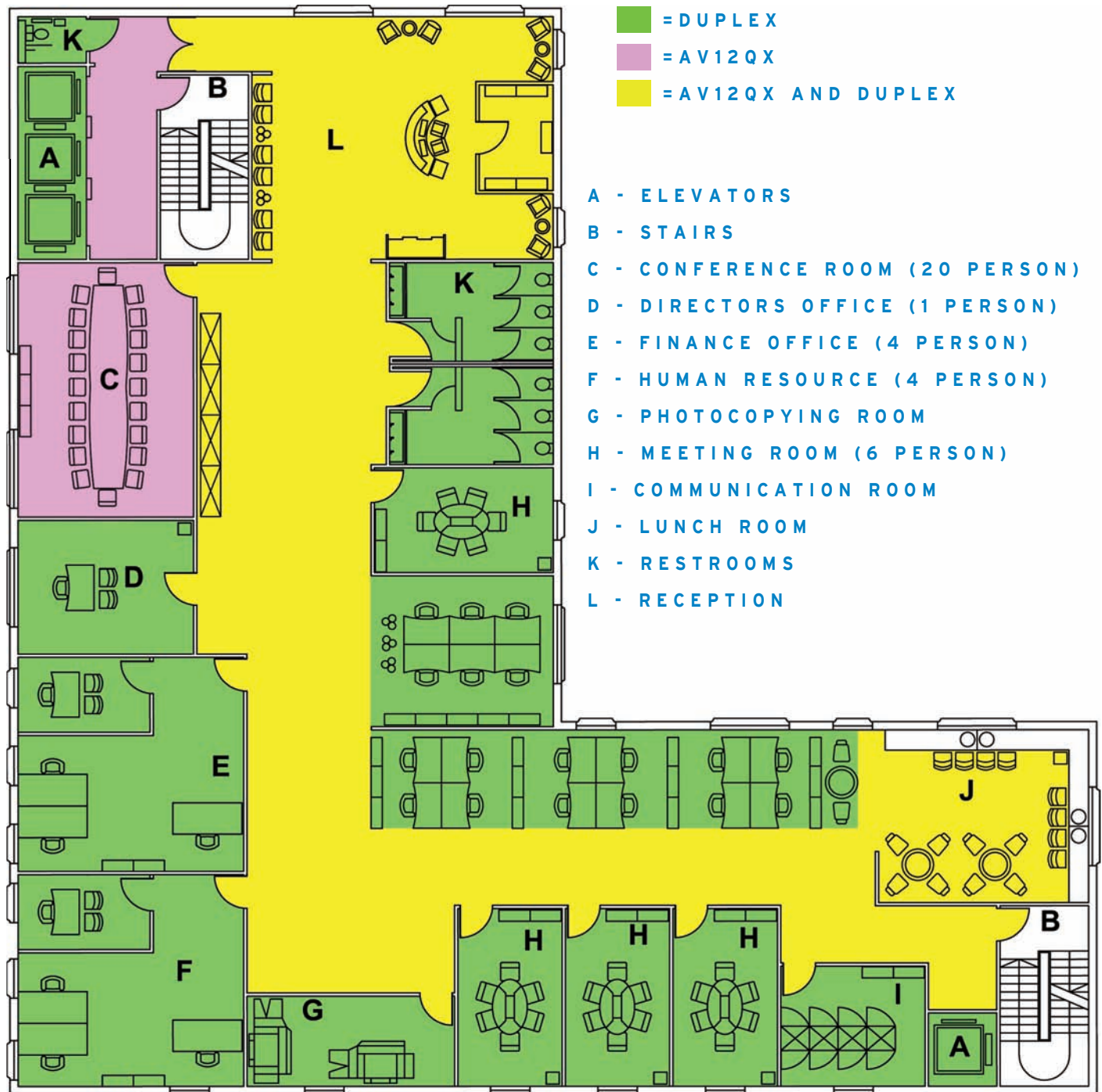
# CARPET MAINTENANCE

A NEW APPROACH

NO BONNET BUFFING - NO RESOILING

16

NACECARE SOLUTIONS



Part no. 231916 V2011.3.2 Printed in Canada

NaceCare carries a full range of cleaning solutions to meet your needs. Ask your NaceCare representative for the latest catalogues.



- Commercial Cleaning Equipment
- Janitorial Carts and Restroom Care
- Carpet Maintenance Systems
- Floorcare Equipment
- Hospitality

NaceCare Solutions  
1205 Britannia Road East  
Mississauga, Ontario,  
Canada, L4W 1C7

Telephone: (905) 795-0122  
Toll Free: 1-800-387-3210  
Toll Free Fax: 1-800-709-2896  
E-Mail: [info@nacecare.com](mailto:info@nacecare.com)  
Website: [www.nacecare.com](http://www.nacecare.com)

